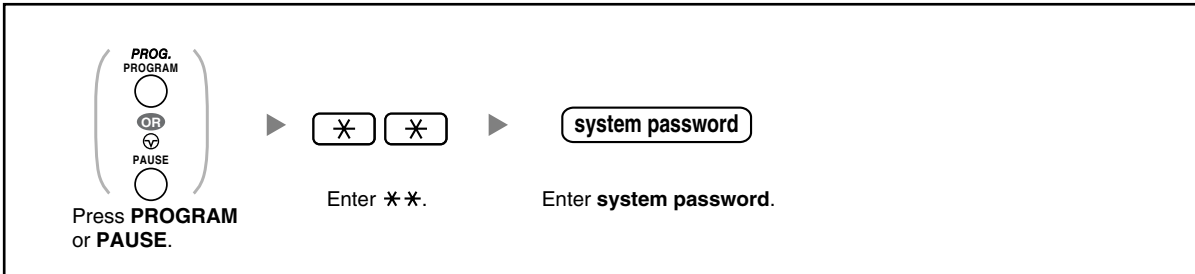


## ◆◆ Procedure

The basic steps are shown below.

### 1. *Entering the programming mode*




### 2. *Programming*

You can enter each programme number (3 digits).



- To exit the programming mode at any time, lift the handset.

### 3. *Exiting the mode*



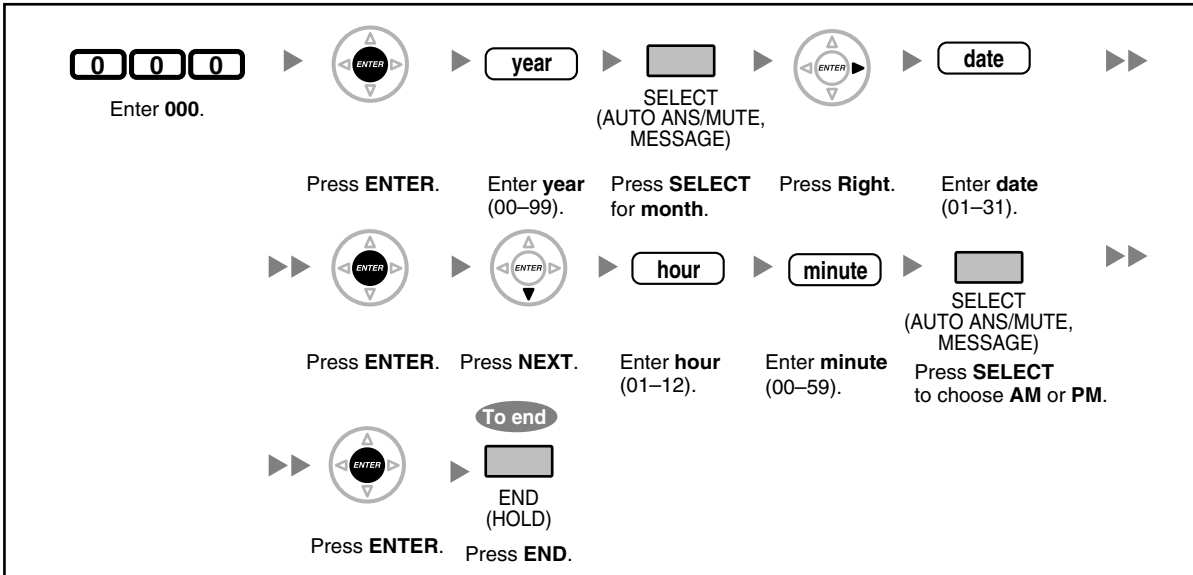
- To exit the programming mode at any time, lift the handset.

### 3.3.2 System Programming

#### ◆◆ Date & Time [000]

The proprietary telephones display the current date and time while on-hook.

[In 12-hour Format]



[In 24-hour Format]

